

Bulletin Number: MI_IB_0032	Distribution Date: 12/8/20	Effective Date: 12/14/2020
Contact Point: Metrc® Support	Subject: Upcoming Release and Data Optimization Update	
Reason: Metrc is providing an update on Sales Data Optimization along with our upcoming feature release related to resetting Destroying Plants, Changing Growth Phases, and Source Production Batches		

Greetings Metrc Users,

This bulletin provides information on the latest enhancements to Metrc, which are listed below and will become effective on **December 14th, 2020**.

- I. Plants Destroyed Updates
- II. Optional Location Requirements for Plants Changing Growth Phase
- III. Added Source Production Batch Column

Metrc is also excited to announce the implementation of Sales Data Optimization on 12/21/2020. We encourage licensees to reference the Sales Data Optimization reminder released within Bulletin 31.

Detailed descriptions of each change are provided on the following pages:

Updated Feature: Plants Destroyed

An update is being made for users who have access to the plants section in Metrc for destroying plants. This update will now capture additional information when a user records plant(s) destroyed as you see below in **Figure 1**. The functionality now mirrors the same information that a user records for live plant waste reporting via the “Report Waste” button for a plant prior to harvest.

The new information in the destruction of a plant will be the following.

- Waste Method Name – This is configured by the Metrc State Administrators.
- Waste Material Mixed – This is a free form field to indicate what the wasted material was mixed with.
- Waste Weight – The weight recorded for the destroyed plant.
- Waste Unit of Measure – The unit of measure for the waste weight
- Waste Reason Name – This is configured by the Metrc State Administrators.
- Reason Note – This can either be an optional or required note for the destruction based on the Waste Reason Name recorded.

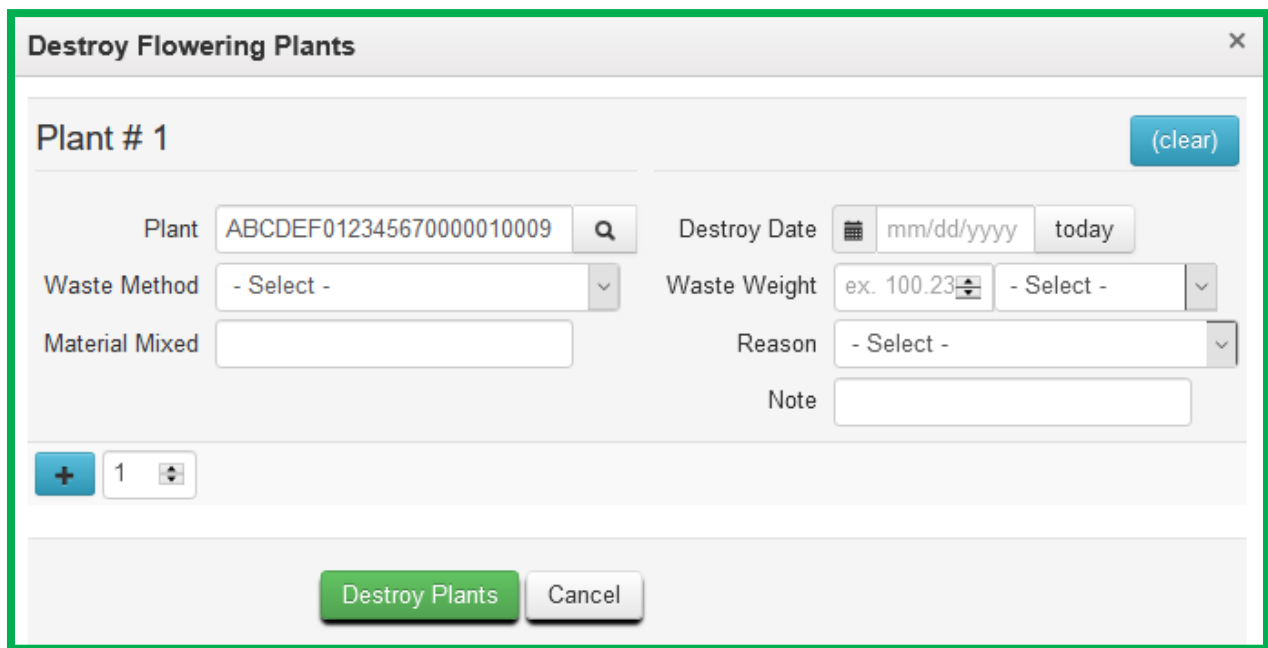


Figure 1: Updated Destroy Plants Action Window

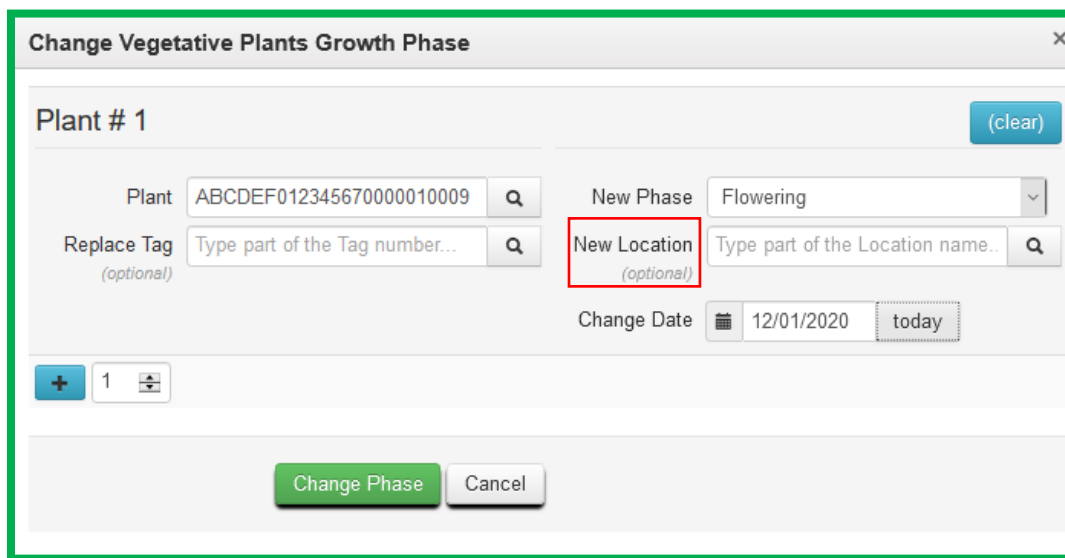
Metrc will also be updating the CSV Import functionality as seen in **Figure 2** for Destroyed Plants to match the changes being made above. A new CSV formatting guide will be updated to reflect this change for any user who would like to record their plant destructions using this method of entry.

CSV Columns	CSV Example
<ol style="list-style-type: none">1. Plant Label2. Waste Method Name3. Waste Material Mixed4. Waste Weight5. Waste Unit Of Measure Name6. Waste Reason Name7. Reason Note8. Actual Date	<pre>ABCDEF012345670000000001,Compost,Soil,15.69,grams,Destroy,Had to go.,2015-12-15 ABCDEF012345670000000002,Grinder,Soil,15.69,grams,Destroy,Had to go.,2015-12-15</pre> <p>A CSV header row must not be included.</p> <p>Files must be plain-text only (e.g. CSV and TXT).</p>

Figure 2: Updated CSV Import for Destroyed Plants

New Feature: Change Location Now Optional on Plant Phase Movements

Currently when changing the growth phase of a plant(s) the New Location field is required to be entered by a user. With the upcoming change, the New Location field will be optional when a user goes to change the growth phase of a plant(s). A location will still be required to be associated to all plants, but if the plant is not changing its location, then the field is not required to be recorded, and the original location will stay designated to the plant(s).





The screenshot shows a dialog box titled "Change Vegetative Plants Growth Phase". It contains several input fields: "Plant # 1" with a "(clear)" button, "Plant" with the value "ABCDEF012345670000010009" and a search icon, "Replace Tag" with the placeholder "Type part of the Tag number..." and a search icon, "New Phase" with a dropdown menu showing "Flowering", "New Location" with the placeholder "Type part of the Location name..." and a search icon, and "Change Date" with a calendar icon, the date "12/01/2020", and a "today" button. At the bottom, there are "Change Phase" and "Cancel" buttons. A red box highlights the "New Location" field, and the text "(optional)" is written below it.

Figure 3: Package Popover Menu

New Data Available: Source Production Batch Information

Metrc is introducing a new Source Production Batch Numbers field that will be available within the packages grid. This field is intended to function similarly to how the Source Harvest Name and Source Packages fields function. This information will allow users to identify if a package was repackaged from an existing Production Batch package.

If the field indicated that the package comes from a “Multi-Production Batch”, a user can identify those batches via the magnifying glass icon on the far left of the packages grid () or by exporting the packages grid via the print icon ()



Tag	Src. H's	Src. Pkg's	Item	Category	Item Strain	Quantity	P.B. No.	Src. P.B.
▶  ABCDEF012345670000013853	2019-04-03-Harvest Room-H	ABCDEF012345670000011270	Joe's Oil 100mg	Concentrate		2 oz	XYX - 12.1.20	
▶  ABCDEF012345670000013854	2019-04-03-Harvest Room-H	ABCDEF012345670000013853	Joe's Oil 100mg	Concentrate		2 oz		XYX - 12.1.20

Figure 4: Update Packages Grid with Source Production Batch Number

Please feel free to contact Support at support@metrc.com or 877-566-6506 with any questions.