

Bulletin Number: LA_IB_0027 3.15.21	Distribution Date: 3/9/21	Effective Date: 3/15/21
Contact Point: Metrc® Support	Subject: New Features in Metrc	
Reason: Metrc is providing an update on our upcoming feature release along with an update to the Metrc logo		

Greetings Metrc Users,

Metrc is pleased to provide information on our newest enhancements and updates within the software.

1. Users with plant permissions will now have the ability to take update harvest batch names.
2. Users can now view recorded remediation methods and steps under the package history when drilling down on packages.
3. Optional Item Ingredients field for internal use purposes. The previously used “Ingredients” field will now be “Public Ingredients” and that functionality will remain the same.
4. The Metrc logo has been updated to match the updated branding of Metrc LLC.
5. The Metrc General User Manual has been updated to revision 10.3
6. The Metrc CSV Formatting Guide has been updated to revision 11.1

Please find on the following pages a detailed description of the enhancements:

New Feature: Renaming Harvest Batches

When a user creates a harvest batch, they will add a harvest batch name. If there is a mistake made in assigning a harvest batch name during the harvest batch creation process, users can now select the harvest batch in need of correction and use the new “Rename” button to perform a corrective action. These steps are demonstrated below in **Figure 1** and **Figure 2**.

Please note: The rename functionality is only available before any waste or package weight is recorded.

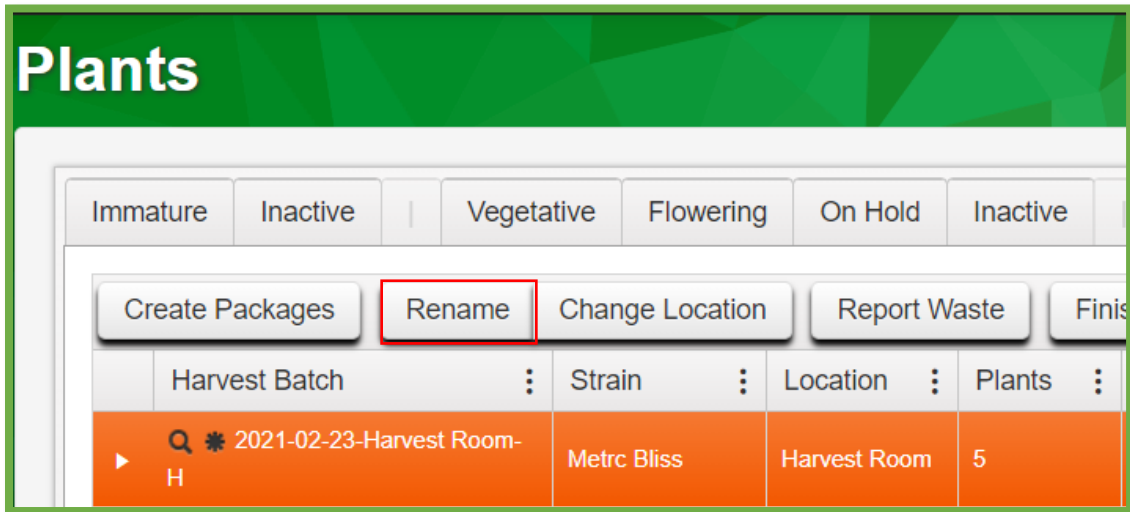


Figure 1: Select Harvest Batch for Renaming

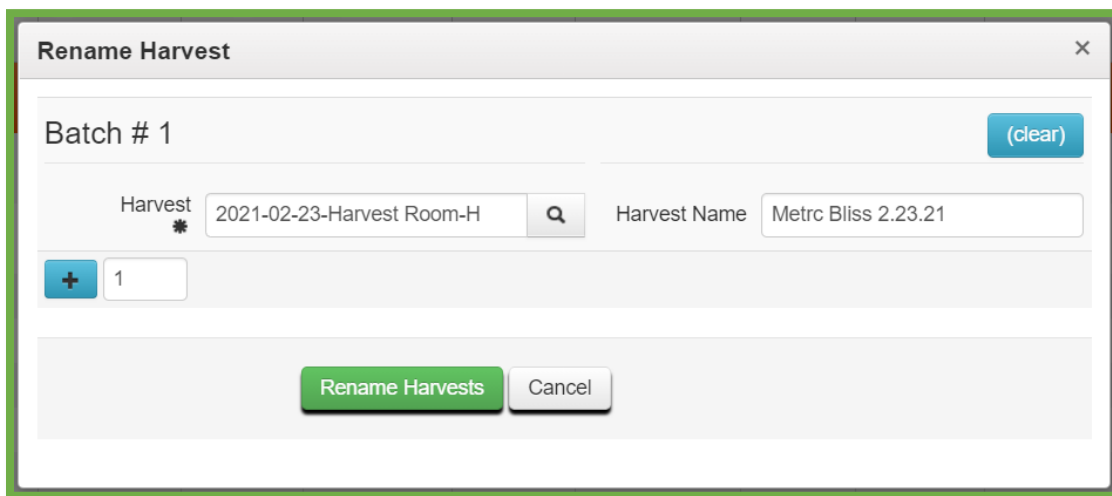

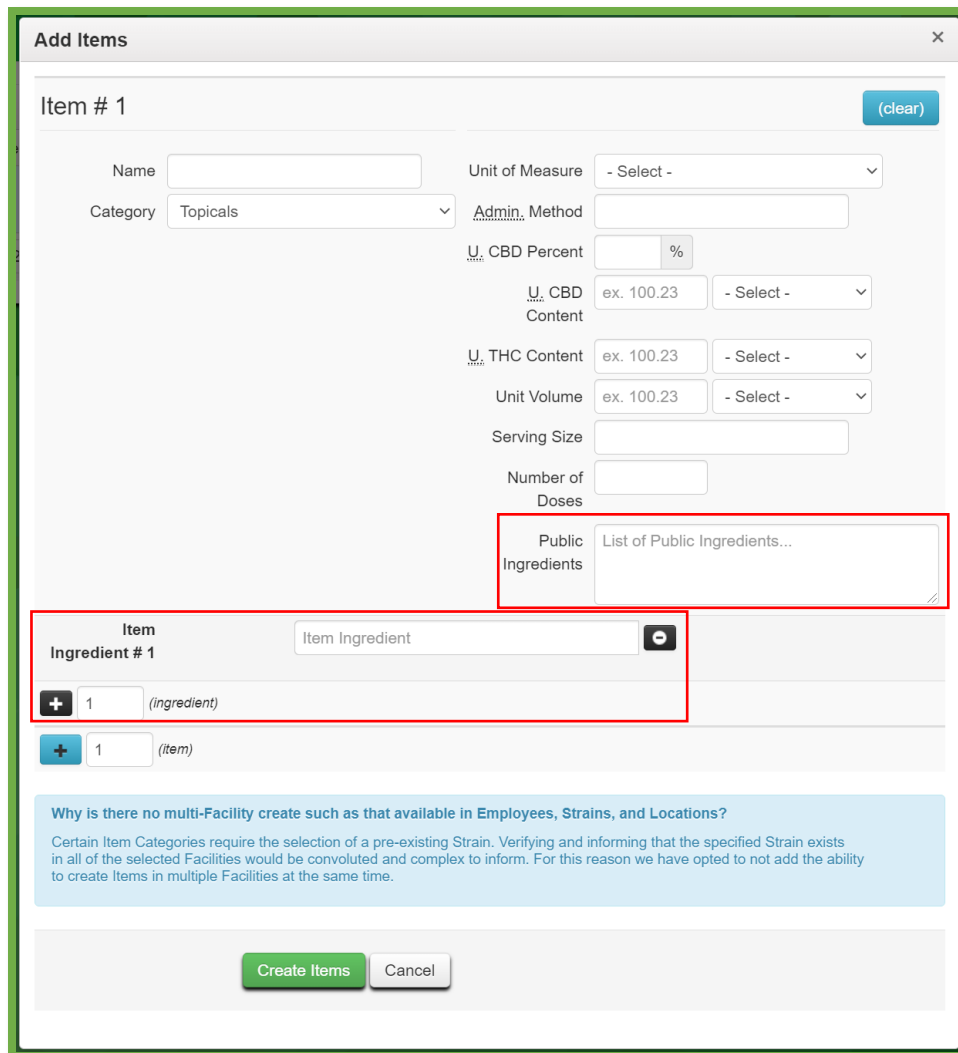


Figure 2: Rename Harvest Batch




New Feature: Optional Item Ingredients Field

Users will now notice that there is the ability to add item ingredients when adding or editing an item. This feature will not replace the required ingredients for items (this field is now named “Public Ingredients”). The optional ingredients added will only be visible within the current license.

To add a non-public ingredient, the user would use the  button for ingredients. This can be seen below in **Figure 3**.



The screenshot shows the 'Add Items' window with the following fields and controls:

- Item # 1 (with a (clear) button)
- Name:
- Unit of Measure:
- Category:
- Admin. Method:
- U. CBD Percent: %
- U. CBD Content:
- U. THC Content:
- Unit Volume:
- Serving Size:
- Number of Doses:
- Public Ingredients:
- Item Ingredient: 
- Ingredient # 1:  1 (ingredient)
- Item:  1 (item)

Why is there no multi-Facility create such as that available in Employees, Strains, and Locations?
Certain Item Categories require the selection of a pre-existing Strain. Verifying and informing that the specified Strain exists in all of the selected Facilities would be convoluted and complex to inform. For this reason we have opted to not add the ability to create Items in multiple Facilities at the same time.

Figure 3: Create Item Action Window with Public Ingredients

Additional Information: Remediation Method

Users will now be able to see the remediation method and remediation steps taken on a package. This information will be accessible under the package history that can be reached by drilling down on any package. An example of this can be seen in **Figure 54** below.

Tag	Src. H's	Src. Pkg's	Location	Item	Category	Item Strain	Qu
ABCDEF012345670000013847	Golden Goat 5.6.19	ABCDEF012345670000013842	Receiving Room	Buds - Golden Goat 7g Prepack	Buds	Golden Goat	210

Description		Employee
Package's Product has been Remediated by MA Marijuana Product Manufacturer (404R-X0001) - Remediation Method: Drying - Remediation Steps: Returned flower to drying rack for 2 days - Lab Testing set to Remediated		Michael Miller (X00●●●)

Figure 4: Remediation Method and Steps Under the Package History

Please feel free to contact support at support@metrc.com or 877-566-6506 with any questions.