

| | |
|--|---|
| Subject: Specifying the Source When Creating New Plant Batches | |
| Bulletin Type <ul style="list-style-type: none"><input type="checkbox"/> New Functionality<input checked="" type="checkbox"/> Updated Functionality<input type="checkbox"/> Existing Functionality<input type="checkbox"/> Rules & Guidance<input type="checkbox"/> Events<input type="checkbox"/> Informational | Primary Audience: Cultivators and Microbusinesses authorized to engage in cultivation activities Contact: Metric Support Distribution Date: 5/15/2020 Effective Date: 6/1/2020 Bulletin Number: CA_IB_2020_014 |

As of 6/1/2020, licensees will not be able to create a new plant batch in the California Cannabis Track and Trace system (CCTT-Metric) without a source package or a source plant.

As part of the transitional period to allow temporary licensees not using CCTT-Metric to conduct business with provisional and annual licensees using CCTT-Metric, the requirement to create a plant batch from a source package or source plant was suspended. As there are no remaining temporary licensees in California, CCTT-Metric will be reconfigured on 6/1/2020 to only allow licensees to create a plant batch from an existing source package or source plant.

If you currently have plant batches or individual plants on your premises that are not tracked in CCTT-Metric, you must assign a UID tag to these items by 6/1/2020. As of 6/1/2020, you will no longer be able to assign UID tags to untagged plant inventory without specifying a tagged source in your inventory. Please note that all licensees are required to immediately begin working within the CCTT-Metric system, and the electronic inventory in CCTT-Metric must accurately reflect the physical inventory located at a licensed premises.

The section below describes the changes to the application when this change is implemented.

Create Plantings

Cultivators and Microbusinesses authorized to perform cultivation activities will continue to use the *Create Plantings* button on the *Flowering* tab as shown in **Figure 1** below and the *Create Plantings* button on the *Packages* page as shown in **Figure 2** below to create new plant batches. These functions can also be completed by importing a comma-separated value (CSV) file as circled in **Figure 4** and through the application programming interface (API) using third-party software.

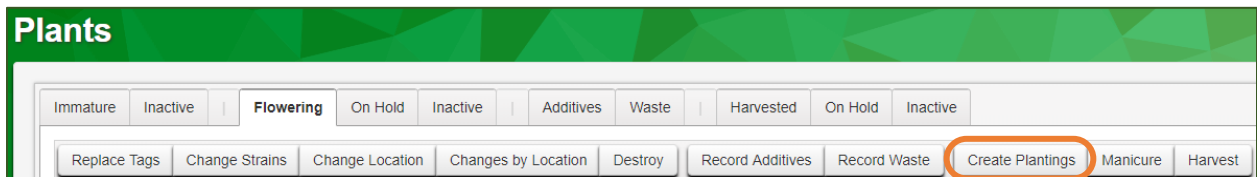


Figure 1: Flowering Tab – Create Plantings Button

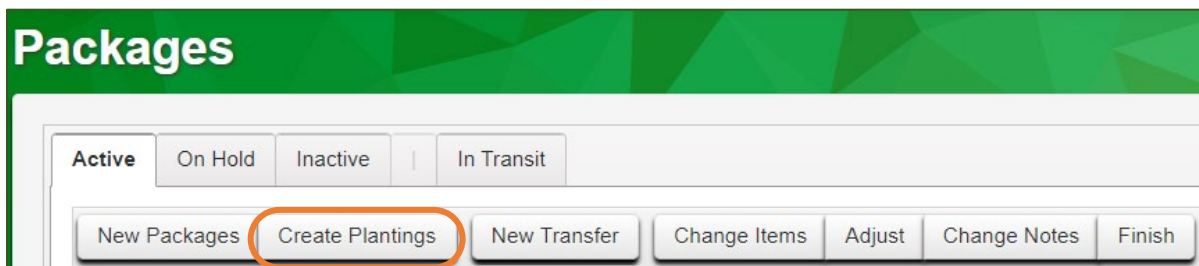


Figure 2: Packages Page – Create Plantings Button

Cultivators and Microbusinesses authorized to perform cultivation activities will no longer have access to the *Create Plantings* button on the *Immature* tab as illustrated in **Figure 3** below.

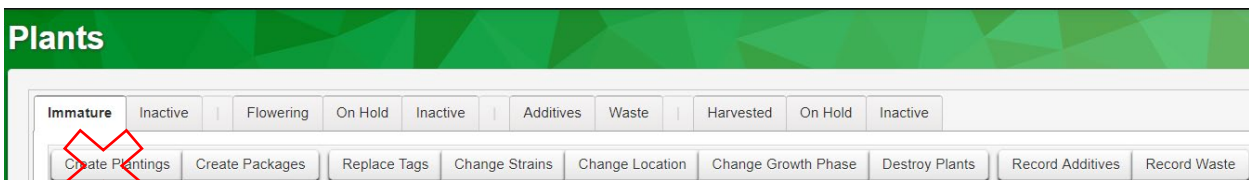


Figure 3: Immature Tab – Create Plantings Button to be Removed as of 6/1/2020

In addition, the ability to import a CSV file to create a planting without a source will no longer be available as illustrated in **Figure 4** below. The ability to create plantings without a source through the API using third party software will also be disabled.

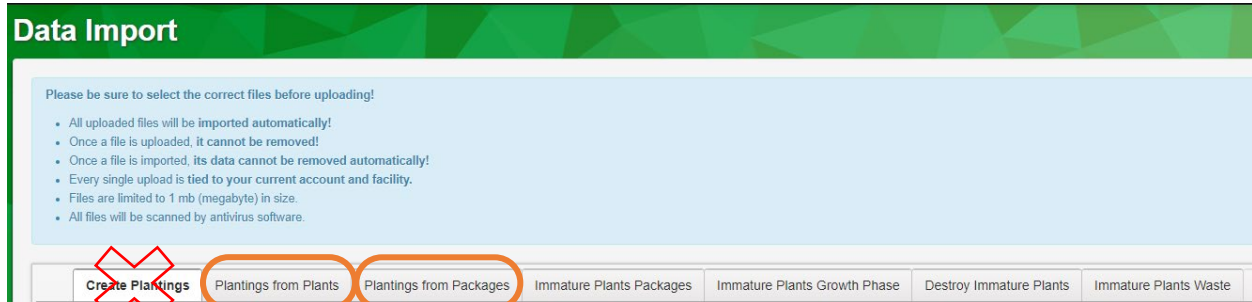


Figure 4: Data Import – Create Plantings Tab to be Removed as of 6/1/2020

Please feel free to contact support at support@metrc.com or 877-566-6506 with any questions.