

<b>Bulletin Number:</b> LA_IB_0025	<b>Distribution Date:</b> 12/9/20	<b>Effective Date:</b> See Bulletin
<b>Contact Point:</b> Metrc® Support	<b>Subject:</b> Upcoming Release and Data Optimization Update	
<b>Reason:</b> Metrc is providing an update on Sales Data Optimization along with our upcoming feature release related to recording Destroyed Plants, Changing Growth Phases, and Source Production Batches		

Greetings Metrc Users,

This bulletin provides information on the latest enhancements to Metrc, which are listed below and will become effective on **December 14<sup>th</sup>, 2020**.

- I. Plants Destroyed Updates
- II. Optional Location Requirements for Plants Changing Growth Phase
- III. Added Source Production Batch Column

**Metrc is also excited to announce the implementation of Sales Data Optimization on December 9<sup>th</sup>, 2020. We encourage licensees to reference the Sales Data Optimization reminder released within Bulletin #23.**

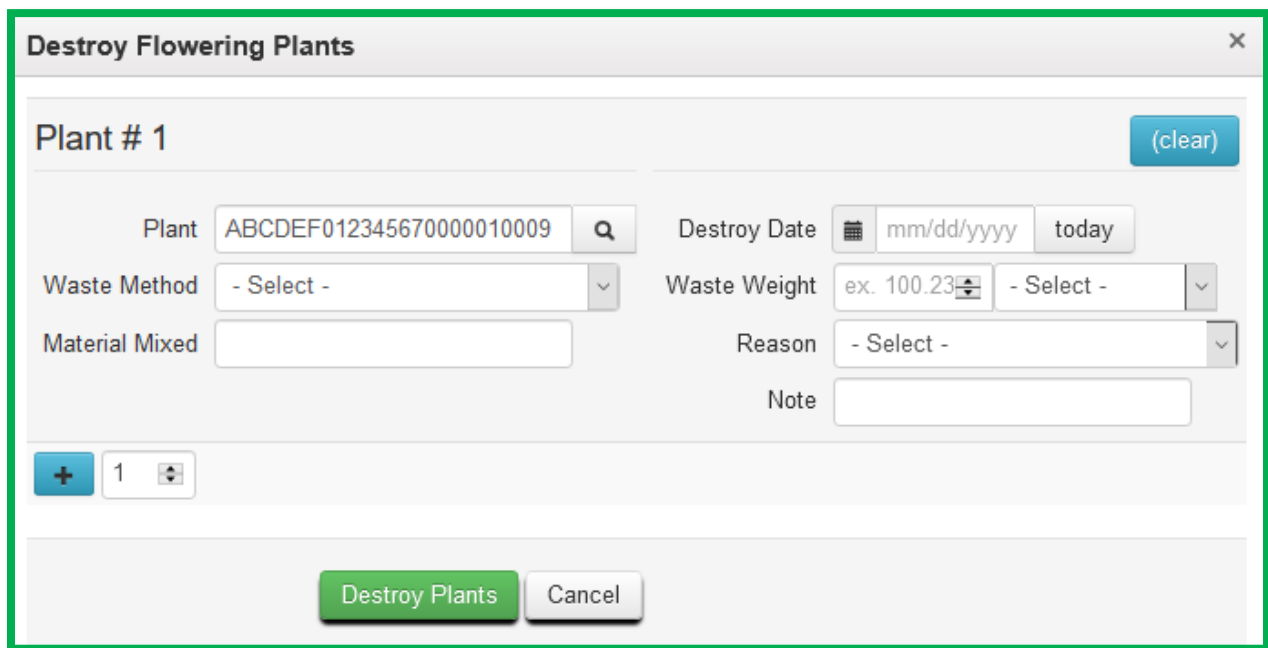
Detailed descriptions of each change are provided on the following pages:

### Updated Feature: Plants Destroyed

An update is being made for users who have access to the plants section in Metrc for destroying plants. This update will now capture additional information when a user records plant(s) destroyed as you see below in **Figure 1**. The functionality now mirrors the same information that a user records for live plant waste reporting via the “Report Waste” button for a plant prior to harvest.

The new information in the destruction of a plant will be the following.

- Waste Method Name – This is configured by the Metrc State Administrators.
- Waste Material Mixed – This is a free form field to indicate what the wasted material was mixed with.
- Waste Weight – The weight recorded for the destroyed plant.
- Waste Unit of Measure – The unit of measure for the waste weight.
- Waste Reason Name – This is configured by the Metrc State Administrators.
- Reason Note – This can either be an optional or required note for the destruction based on the Waste Reason Name recorded.



**Figure 1: Updated Destroy Plants Action Window**

Metrc will also be updating the CSV Import functionality as seen in **Figure 2** for Destroyed Plants to match the changes being made above. A new CSV formatting guide will be updated to reflect this change for any user who would like to record their plant destructions using this method of entry.

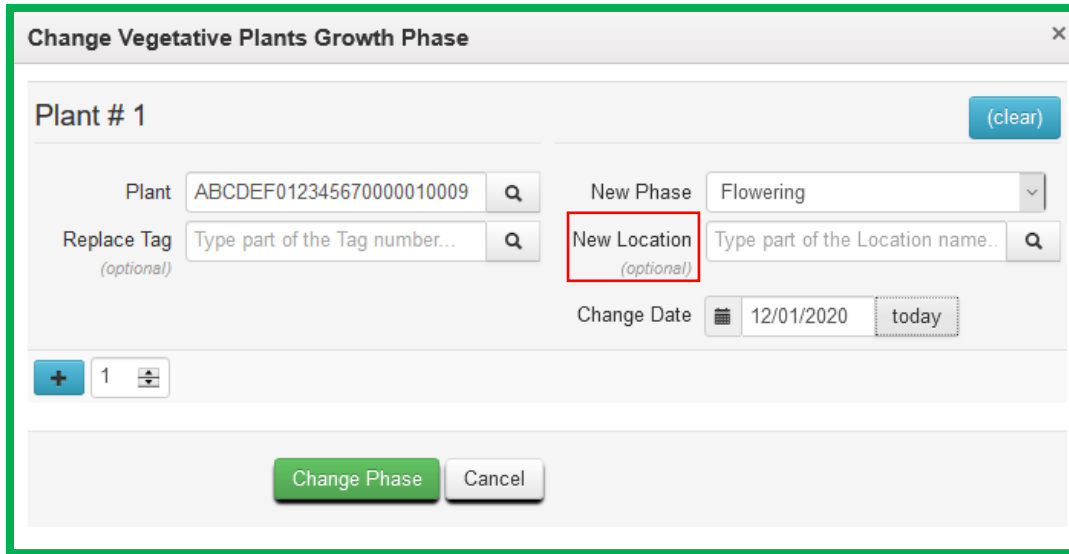
CSV Columns	CSV Example
<ol style="list-style-type: none"><li>1. Plant Label</li><li>2. Waste Method Name</li><li>3. Waste Material Mixed</li><li>4. Waste Weight</li><li>5. Waste Unit Of Measure Name</li><li>6. Waste Reason Name</li><li>7. Reason Note</li><li>8. Actual Date</li></ol>	<pre>ABCDEF012345670000000001,Compost,Soil,15.69,grams,Destroy,Had to go.,2015-12-15 ABCDEF012345670000000002,Grinder,Soil,15.69,grams,Destroy,Had to go.,2015-12-15</pre> <p>A CSV header row <b>must not</b> be included.</p> <p>Files <b>must</b> be plain-text only (e.g. CSV and TXT).</p>

**Figure 2: Updated CSV Import for Destroyed Plants**

**Please note for all licensees that have been reporting plant waste information prior to recording the destruction of a plant; you can now record that information directly within the Destroy Plants action window, without needing to take the additional step of recording the plant waste via the “Record Waste” button. All destroyed plant information will now populate within the Waste grid of Metrc in the same way recording live plant waste has functioned. If a licensee is not destroying the plant and is conducting standard plant maintenance, they should continue to report live plant waste through the “Record Waste” for reporting purposes.**

## **New Feature: Change Location Now Optional on Plant Phase Movements**



Currently when changing the growth phase of a plant(s), the New Location field is required to be entered as shown in **Figure 3**. With the upcoming change, the New Location field will be optional when a user goes to change the growth phase of a plant(s). A location will still be required to be associated to all plants, but if the plant is not changing its location, then the field is not required to be recorded, and the original location will stay designated to the plant(s).





**Figure 3: Package Popover Menu**

## **New Data Available: Source Production Batch Information**

Metrc is introducing a new Source Production Batch Numbers field that will be available within the packages grid. This field is intended to function similarly to how the Source Harvest Name and Source Packages fields function. This information will allow users to identify if a package was repackaged from an existing Production Batch package.

If the field indicated that the package comes from a “Multi-Production Batch”, a user can identify those batches via the magnifying glass icon on the far left of the packages grid (  ) or by exporting the packages grid via the print icon (  )

Tag	Src. H's	Src. Pkg's	Item	Category	Item Strain	Quantity	P.B. No.	Src. P.B.
▶  ABCDEF012345670000013853	2019-04-03-Harvest Room-H	ABCDEF012345670000011270	Joe's Oil 100mg	Concentrate		2 oz	XYX - 12.1.20	
▶  ABCDEF012345670000013854	2019-04-03-Harvest Room-H	ABCDEF012345670000013853	Joe's Oil 100mg	Concentrate		2 oz		XYX - 12.1.20

**Figure 4: Update Packages Grid with Source Production Batch Number**

Please feel free to contact Support at [support@metrc.com](mailto:support@metrc.com) or 877-566-6506 with any questions.